


Nata per rispondere alle esigenze dei progetti di grande superficie, la collezione Next declina la tecnica della moquette a stampa digitale per trasferire il gusto vibrante e unico dei pezzi più amati nelle collezioni G.T.Design. Le textures e i disegni di Luoghi, Volare e tante altre ancora, sono oggi disponibili in versione tecnica per pavimentazioni di grandi superfici e pezzi singoli. Next è una collezione aperta alle personalizzazioni e si mette al servizio di progettisti e interior. I filati tecnici di poliammide su cui viene applicata la stampa sono garantiti e certificati secondo gli standard internazionali per il contract e la collettività.

The Next collection was designed to respond to the requirements of projects that cover large areas; the collection defines the digital printing carpet production technique and transfers it to the dynamic and unique style of the most-loved pieces in the G.T.Design collections.

The textures and designs of Luoghi, Volare and many others are now available in the technical version for large expanses of flooring and also as single pieces. Next is a collection that lends itself to customization. It is the perfect accessory at the service of architects and interior designers. The polyamide technical yarns used to apply the print are guaranteed and certified according to the international norms governing their use in contract sectors and public amenities.





Materiale: PA
Struttura: velluto taffato
Dorso: feltro - consigliato l'utilizzo del sottotappeto G.T.Design
Dimensioni: variazioni del +/- 3% sono considerate nella norma
Manutenzione: battitappeto potenza minima prestando attenzione ai bordi
Lavaggio: consigliato lavaggio professionale
Spessore: 7 mm

Material: PA
Structure: cut pile tufted
Backing: felt - we advise using a G.T.Design anti-slip undermat
Dimension: variations of +/- 3% are to be considered the norm
Maintenance: vacuum cleaner on a low setting taking care on the edges
Washing: professional cleaning recommended
Thickness: 7 mm

Flame resistance: Cfl-S1 (on request)




custom size	estimated delivery time	designs	dimensions / finishing
	6/8 weeks approx.	choose between designs	fixed widths (200 - 395 cm / 6'7" - 12'9" ft) all lengths custom shape and wall to wall - special matching border
		custom designs	fixed widths (200 - 395 cm / 6'7" - 12'9" ft) all lengths custom shape and wall to wall - special matching border


standard size	estimated delivery time	designs	finishing
	6/8 weeks approx.	choose between designs	special matching border

standard size	code	dimensions cm (ft)
	61-9050	300 x 395 (9'10" x 12'9")
	61-9061	395 x 400 (12'9" x 13'1")
	61-9062	395 x 500 (12'9" x 16'4")
	61-9044	Ø 395 (12'9")
	61-9073	380 x 395 (12'4" x 12'9") Native shape ©

special matching border



designs



Next 6



Next 7



Next 11



Next 11 B





Next 6





